

Parts Book

November 2005




Table of Contents

Door Parts	3
Frame Parts	6
Light Parts	9
Displayrite Parts	12
Shelving Parts	14
Guide for Ordering Ardco Replacement Doors	Appendix A
Guide for Ordering Ardco Replacement Heaters	Appendix B

Door Parts



Face Mount Handle Screw
Part# 40-15320-3010 \$.42 each



Etec Gasket
(Etec-Specify Size)
Before 1/04 need BM#
Part# 77-13562 \$99.75
After 1/04 need WO#
Part# 02-14579 \$99.75



Gasket
(Mline/S3-Specify Size)
Part# 02-81055 \$99.75



Top Hold Open Pin Screw
Part# 77-12036P292 \$.42 each



Gasket Back Moulding ETEC
(Width-Specify Size or BM)
Part# 20-15903 \$19.95



Gasket Back Moulding ETEC
(Handle/Hinge side-Specify Size or BM)
Part# 77-13560 \$19.95



5/16" Torque Adjustment Wrench
Part# 77-14119P002 \$5.25



Std. SSA handle
SSA Part# 45-15604-0004 \$33.60
Black Part# 45-60005-0001 \$35.70



Std. Handle
Chrome
Part# 45-15782-0001 \$33.60
Gold
Part# 45-15782-0002 \$33.60



Corner Block
(Top R-hinged door
Bottom L-hinged Door)
Part# 10-15783-0002 \$8.40



Corner Block
(Top L-hinged door
Bottom R-hinged Door)
Part# 10-15783-0003 \$8.40



M-Line Side Mount Handle
Gray
Part# 45-15797-0001 \$45.15
Black
Part# 45-15797-0002 \$45.15

Door Parts



Top Hold Open Casting
Part# 10-15781-0001 \$13.65



Corner Block
(top & bottom handle side)
Part# 11-15574-0001 \$8.40



Torque Rod
(Specify Length)
Part# 15-15112 \$14.70



Ratchet Spring
Part# 40-15095-0001 \$3.15



Hinge Pin Retainer Clip
Part# 15-15575-0001 \$.42 each



Hinge Pin Spring
Part# 40-15095-0006 \$2.10



Gasket Back Moulding S3/MLIN
(Width-Specify Size or BM)
Part# 77-16501 \$21.00



Gasket Back Moulding S3/MLIN
(Handle/Hinge side-Specify Size or BM)
Part# 77-16502 \$21.00



Heater Plug SJ Cord
Black Part# 77-17244G025 \$60.27
Silver Part# 77-17244G026 \$60.27



Ratchet/Torque Adjuster
Part# 02-15598-0002 \$40.95
CCW# 02-15598-0004 \$40.95



Hang-On Lock
Part# 40-14768-0001 \$52.50



**Hinge Pin w/Bushing
for Bottom Hold Open**
Part# 77-17593G003 \$15.75

Door Parts



**Hinge Pin w/Bushing
for Top Hold Open**

Part# 77-17593G007 \$15.75



Door Wiper

(Specify Model-Size)

Part# 20-15701 \$36.75



Lock Clip Kit

Part# 77-18500G001 \$7.35



Door Stop Plate w/Screw

(Bottom Hold-Open door)

Silver Part# 77-18505G003 \$17.85

Black Part# 77-18505G004 \$17.85



Door Stop Plate w/Screw

(Top Hold-Open door)

Silver Part# 77-18505G005 \$17.85

Black Part# 77-18505G006 \$17.85



Cylinder Lock S3

Part# 02-15306-0001 \$77.16



Cylinder Lock ETEC

(before 10/04)

Part# 02-15306-0002 \$77.16



Cylinder Lock ETEC

(after 10/04)

Part# 02-15306-0006 \$77.16



Cylinder Lock MLINE

Part# 02-15306-0003 \$77.16




Add-on Lock

(all models) prior to June 2003

Part# 02-15590-0001 \$52.50

After June 2003

Part# 02-15590-0002 \$52.50



Door Wiper Retainer

(Specify Size)

Part# 77-16358 \$36.75



Door Closer Kit

Part# 77-18502G001 \$73.50

Frame Parts



Top Hold Open Pin
Part# 15-15594-0001 \$8.40



Top Hold Open Screw
Silver Part# 40-80002-1001 \$9.45
Black Part# 40-80002-3001 \$9.45



Bottom Mounting Frame Plate for Bottom Hold Open
Part# 77-12123P001 \$8.40



Top Hold Open Fork
Black Part# 15-14621-0001 \$15.75
Silver Part# 15-14621-1001 \$15.75



Bottom Mounting Plate Back up
Part# 15-15080-0002 \$7.35



Heater Clip
Part# 20-11935-0001 \$1.84 each



Frame Mounting Screw
Part# 40-10093-1014 \$.42 each



Top Mounting Frame Plate
Part# 77-12293P005 \$3.15



Bottom Mounting Frame Plate for Top Hold Open
Silver Part# 15-14983-0001 \$8.40
Black Part# 15-14983-0002 \$8.40



Receptacle Cap
Part# 20-14704-0002 \$2.10



Bottom Hold Open Spring Guard
Part# 77-13692P002 \$2.10



Top Mounting Frame Plate Cover
White Part# 20-14701-0001 \$2.10
Black Part# 20-14701-0002 \$2.10

Frame Parts



Mullion Connector Strip
(Need Model-Size)
Part# 77-13962P001 \$2.26/foot



Bottom Hold Open Spring
Silver Part# 77-14264P001 \$2.10 each
Black Part# 77-14264P002 \$2.10 each



Lock Strike Plate
Part# 77-14301P001 \$2.10 each



Post Clip
Prior to June 2003
Gray Part# 77-16232P001 \$13.65
Black Part# 77-16232P005 \$13.65



**Wall Brackets (2)
w/leveler**
Part# 77-17573G001 \$34.65



Receptacle w/plate
Part# 77-18510G005 \$36.75



"C" Shaped Post Bracket
Part# 77-36418P001 \$9.69




Ballast Tray Cover
Part# 77-36513P001 \$8.38



"L" Shaped Post Bracket
Part# 77-36559P001 \$10.74



Post Extension Bracket
Part# 77-36677P001 \$15.61



Bottom Raceway
(Specify Size)
Part# 77-13836P001 \$9.03/foot



Frame Binding Bolt
Black (P2) .25
Silver Part# 40-15715-0001 \$6.30
Black Part# 40-15715-0002 \$6.30

Frame Parts



Frame Binding Bolt

Black (P6) .50

Silver Part# 40-15715-0005 \$6.30

Black Part# 40-15715-0006 \$6.30



"L" Shaped Post Extension Bracket

Part# 77-36417P001 \$10.74



Square Post Retaining Bracket

(101A) After June 2003

Silver Part# 11-11524-0001 \$9.47each

Black Part# 11-11524-0002 \$9.47each

White Part# 11-11525-0003 \$9.47each

Light Parts



Top Light Socket
60" or 72" T12/T10

Part# 60-11021-0001 \$13.06



Bottom Light Socket
60" T12/T10

Part# 60-11021-0003 \$11.80



**T8 Lens Cover Clamp
w/o Screw for "M" Style**

Part# 77-13814P001 \$2.10



T8 End Cap

Part# 77-13923P001 \$2.10



T8 End Cap

Part# 77-13923P002 \$2.10



T8 End Cap

Part# 20-15026-0001 \$2.10



T8 Lens Cover Strap

Part# 77-14632P001 \$2.10



T8 Lens Cover Snap on Strap

Part# 15-15593-0001 \$2.10



Bottom Light Socket
for 72" T12/T10 1984 to present

Part# 77-28163G001 \$13.65



Top/Bottom T8 Light Socket

Part# 02-15763-0001 \$15.75



"M" Style Mullion Lens Cover


60" T8
Part# 77-36193P002 \$53.55
72" T8
Part# 77-36193P004 \$53.55



"U" Style Mullion Lens Cover

60" T8
Part# 77-37673G001 \$53.55
72" T8
Part# 77-37673G002 \$53.55

Light Parts



"U" Style End Lens Cover

	60" T8	
Part# 77-37673G004		\$53.55
	72" T8	
Part# 77-37673G005		\$53.55



"M" Style End Lens Cover

	60" T8	
Part# 77-36194P002		\$53.55
	72" T8	
Part# 77-36194P004		\$53.55



Lens Cover Clamp Screw

Part# 77-12330P001	\$2.10
--------------------	--------



T10/T12 End Cap

	T10	
Part# 20-11315-0001		\$3.02
	T12	
Part# 20-11330-0001		\$2.98

Light Parts

Ballasts 120volt

1-Lamp 60" T8	S3/Mline after 8/15/03;	Part# 60-13158-0002	\$152.89
	Etec after 2/2/04	Part# 60-14693-0005 Molex	\$163.33
1-Lamp 72" T8	S3/Mline after 8/15/03	Part# 60-13158-0003	\$152.89
	Etec after 2/2/04	Part# 60-14693-0005 Molex	\$163.33
2-Lamp 60" T8	S3/Mline after 8/15/03	Part# 60-13077-0002	\$163.33
	Etec after 2/2/04	Part# 60-14693-0005 Molex	\$163.33
2-Lamp 72" T8	S3/Mline after 8/15/03	Part# 60-13077-0003	\$163.33
	Etec after 2/2/04	Part# 60-14693-0005 Molex	\$163.33
1 or 2-Lamp T10/T12 120 volt 60" or 72"		Part# 60-14728-0001	\$175.88

Light Bulbs

T10			
48"	Part# 60-11004-0001	\$82.92	
60"	Part# 60-11004-0002	\$65.18	
72"	Part# 60-11004-0003	\$67.45	
T12			
48"	Part# 60-11005-0004	\$43.30	
60"	Part# 60-11005-0005	\$37.63	
72"	Part# 60-11005-0006	\$45.83	
T8			
48"	Part# 60-11003-0003	\$25.88	
60"	Part# 60-11003-0004	\$30.20	
72"	Part# 60-11003-0013	\$32.03	

Durashield Tubes

60" T8	Part # 20-11989-0060	\$32.00
70" T8	Part # 20-11989-0072	\$32.00
60" T10/T12	Part # 02-14722-0002	\$29.40
70" T10/T2	Part # 02-14722-0003	\$29.40

Displayrite Parts



Hinge Pin Assembly
with Snap Clip
Part# 02-16015-0001 \$19.95



Torque Rite
Part# 02-60070-0001 \$47.25



Torque Rod
Part# 02-60606-0001 \$33.60



Post Bracket
Silver Part# 11-60343-1001 \$10.50
Black Part# 11-60343-5001 \$10.50



5/16 Snap Clip
Part# 20-11795-0002 \$6.47



5/16 E-Clip
Part# 40-10590-2002 \$3.15



Installations Frame Screws
Part# 40-10993-1014 \$.42 each



Frame Sex Bolt
Part# 40-11065-2005 \$3.95



Hold Open Screw
Part# 40-60156-1034 \$2.10



Door Stud
Part# 40-60268-0001 \$2.10



Hold Open Assembly (Left)
Part# 02-16016-0001 \$11.55



Hold Open Assembly (Right)
Part# 02-16016-0002 \$11.55

Displayrite Parts



Black Metal Handle

Part# 45-60005-0001 \$39.90



Satin Silver Metal Handle

Part# 45-60005-0004 \$39.90



Door Plug 14"

Part# 60-10223-1005 \$103.50



DisplayRite Gasket

Part# 20-60297-1013 \$72.45 each



Top Bearing

Part# 10-14747-0001 \$2.10



Receptacle 6"

Part# 60-10314-0002 \$36.75



Rear Entry Shelf

24" Shelf Options

White 22 ⁹/₁₆" x 24"
Part# **88-14531-1001** \$48.22 each

White 26 ⁵/₁₆" x 24"
Part# **88-14531-1003** \$51.16 each

White 29 ¹³/₁₆" x 24"
Part# **88-14531-1005** \$54.27 each

Black 22 ⁹/₁₆" x 24"
Part# **88-14531-2001** \$63.49 each

Black 26 ⁵/₁₆" x 24"
Part# **88-14531-2003** \$67.36 each

Black 29 ¹³/₁₆" x 24"
Part# **88-14531-2005** \$71.45 each

27" Shelf Options

White 22 ⁹/₁₆" x 27"
Part# **88-14531-1006** \$48.70 each

White 26 ⁵/₁₆" x 27"
Part# **88-14531-1008** \$51.67 each

White 29 ¹³/₁₆" x 27"
Part# **88-14531-1010** \$54.81 each

Black 22 ⁹/₁₆" x 27"
Part# **88-14531-2006** \$64.13 each

Black 26 ⁵/₁₆" x 27"
Part# **88-14531-2008** \$68.03 each

Black 29 ¹³/₁₆" x 27"
Part# **88-14531-2010** \$72.18 each



Front or Rear Product Stop
(Specify Door Size)

White 23" Wide
Part# **85-10763-1001** \$9.82 each

White 24" Wide
Part# **85-10763-1002** \$9.82 each

White 26" Wide
Part# **85-10763-1003** \$9.82 each

White 28" Wide
Part# **85-10763-1004** \$9.82 each

White 30" Wide
Part# **85-10763-1005** \$9.82 each

Black 23" Wide
Part# **85-10763-2001** \$9.82 each

Black 24" Wide
Part# **85-10763-2002** \$9.82 each

Black 26" Wide
Part# **85-10763-2003** \$9.82 each

Black 28" Wide
Part# **85-10763-2004** \$9.82 each

Black 30" Wide
Part# **85-10763-2005** \$9.82 each



Four Post Locator Bar

Silver 24"
Part# **85-10831-0001** \$6.15 each

Silver 27"
Part# **85-10831-0002** \$6.15 each

White 24"
Part# **85-10831-1001** \$6.15 each

White 27"
Part# **85-10831-1002** \$6.15 each

Black 24"
Part# **85-10831-2001** \$6.15 each

Black 27"
Part# **85-10831-2002** \$6.15 each

Shelving Parts



Side Product Stop

Rear Entry

Silver 24"
Part# 85-10823-0001 \$5.90 each

Black 24"
Part# 85-10823-2001 \$5.90 each

Silver 27"
Part# 85-10823-0002 \$5.90 each

Black 27"
Part# 85-10823-2002 \$5.90 each

White 24"
Part# 85-10823-1001 \$5.90 each

White 27"
Part# 85-10823-1002 \$5.90 each




Clip-On Shelf Divider

White 24"
Part# 80-10396-1008 \$9.43 each

White 27"
Part# 80-10396-1006 \$14.28 each

Black 24"
Part# 80-10396-2008 \$9.43 each

Black 27"
Part# 80-10396-2006 \$14.28 each



Assembly
Post after June 2003

Bolt
Part# 40-10951-1015 \$4.53 each

Silver
Part# 15-10840-0002 \$64.88 each

White
Part# 15-10840-1002 \$100.78 each

Black
Part# 15-10840-2002 \$100.78 each